

**Adhunik Metaliks Limited**  
**Regd. Office : Chadrihariharpur, P.O. Kuarmunda, Sundargarh, Odisha-770039**  
**CIN: L28110OR2001PLC017271**

(₹ in Lacs)


**PART - I STATEMENT OF AUDITED CONSOLIDATED FINANCIAL RESULTS THE YEAR ENDED 30TH JUNE, 2015**

	Particulars	Year Ended	
		30th June 2015 (Audited)	30th June 2014 (Audited)
<b>1</b>	<b>Income from operations</b>		
a)	Net Sales / Income from Operations (Net of excise duty)	1,10,707.36	2,55,293.38
b)	Other Operating Income	122.55	275.71
	<b>Total Income from operations (net)</b>	<b>1,10,829.91</b>	<b>2,55,569.09</b>
<b>2</b>	<b>Expenses</b>		
a)	Cost of materials consumed	58,616.59	1,20,159.46
b)	Purchase of stock-in-trade	11,667.44	29,701.06
c)	Changes in Inventories of finished goods, work-in-progress and stock-in-trade	10,792.49	695.55
d)	Employees benefit expense	6,722.84	9,397.12
e)	Consumption of Stores and Spares	4,095.88	8,214.97
f)	Depreciation and amortisation expense	14,709.77	14,587.74
g)	Other Expenses	32,752.94	40,100.26
	<b>Total Expenses</b>	<b>1,39,357.95</b>	<b>2,22,856.16</b>
<b>3</b>	<b>Profit/(Loss) from Operations before Other Income, Finance Costs and Exceptional items (1-2)</b>	<b>(28,528.04)</b>	<b>32,712.93</b>
<b>4</b>	<b>Other Income</b>	<b>641.19</b>	<b>9,168.65</b>
<b>5</b>	<b>Profit/(Loss) before Finance Costs and Exceptional items (3+4)</b>	<b>(27,886.85)</b>	<b>41,881.58</b>
<b>6</b>	<b>Finance Costs</b>	<b>45,289.28</b>	<b>37,644.67</b>
<b>7</b>	<b>Profit/(Loss) from after Finance Costs but before Exceptional Items (5-6)</b>	<b>(73,176.13)</b>	<b>4,236.91</b>
<b>8</b>	<b>Exceptional Items</b>	<b>-</b>	<b>-</b>
<b>9</b>	<b>Profit/(Loss) from before tax (7-8)</b>	<b>(73,176.13)</b>	<b>4,236.91</b>
<b>10</b>	<b>Tax Expenses :</b>		
a)	Current Tax	-	1,300.13
b)	Tax relating to Earlier Years	(284.19)	(936.90)
c)	Deferred Tax Charge/(Credit)	(24,525.94)	(171.80)
<b>11</b>	<b>Net Profit/(loss) after tax but before minority interest (9-10)</b>	<b>(48,366.00)</b>	<b>4,045.48</b>
<b>12</b>	<b>Minority Interest</b>	<b>(7.42)</b>	<b>4.97</b>
<b>13</b>	<b>Net Profit / (Loss) after tax (11-12)</b>	<b>(48,358.58)</b>	<b>4,040.51</b>
<b>14</b>	<b>Paid up Equity Share Capital (Face Value ₹10 per share)</b>	<b>12,349.95</b>	<b>12,349.95</b>
<b>15</b>	<b>Reserves excluding Revaluation reserves</b>	<b>44,316.76</b>	<b>93,000.49</b>
<b>16</b>	<b>Earning per share :</b>		
	-Basic (not annualised) (in ₹)	(39.16)	3.27
	-Diluted (not annualised) (in ₹)	(38.49)	3.27

**PART - II SELECT INFORMATION FOR THE YEAR ENDED 30TH JUNE, 2015**

	Particulars	Year Ended	
		30th June 2015	30th June 2014
<b>A</b>	<b>PARTICULARS OF SHAREHOLDING</b>		
<b>1</b>	<b>Public Shareholding</b>		
	- Number of Shares	435,86,365	435,86,365
	- Percentage of Shareholding	35.29	35.29
<b>2</b>	<b>Promoters and Promoter Group Shareholding</b>		
a)	<b>Pledged/Encumbered</b>		
	- Number of Shares	252,17,391	218,50,000
	- Percentage of Shares (as a % of the total shareholding of promoter and promoter group)	31.56	27.34
	- Percentage of Shares (as a % of the total share capital of the company)	20.43	17.70
b)	<b>Non-encumbered</b>		
	- Number of Shares	546,95,780	580,63,171
	- Percentage of Shares (as a % of the total shareholding of promoter and promoter group)	68.44	72.66
	- Percentage of Shares (as a % of the total share capital of the company)	44.29	47.01

	Particulars	Quarter Ended 30th June 2015
<b>B</b>	<b>Investor complaints</b>	
	Pending at the beginning of the quarter	-
	Received during the quarter	4
	Disposed of during the quarter	4
	Remaining unresolved at the end of the quarter	-

*Chal*  


Notes:

(1) Segment-wise Revenue, Results and Capital Employed

(₹ in lacs)

	Year Ended	
	30th June 2015 (Audited)	30th June 2014 (Audited)
<b>Segment Revenue (Net)</b>		
a. Iron & Steel	1,01,680.61	2,37,435.91
b. Mining	10,451.93	21,296.78
<b>Total</b>	<b>1,12,132.54</b>	<b>2,58,732.69</b>
Less: Inter segment revenue	1,302.63	3,163.60
<b>Total Net sales/income from operations</b>	<b>1,10,829.91</b>	<b>2,55,569.09</b>
<b>Segment Results before Finance costs and Tax</b>		
a. Iron & Steel	(27,781.75)	24,991.43
b. Mining	(471.04)	9,242.30
<b>Total</b>	<b>(28,252.79)</b>	<b>34,233.73</b>
Less: Unallocable items		
i. Finance Costs (Net of interest income)	44,882.36	35,312.45
ii. Unallocable expense net off unallocable income.	40.98	(5,315.63)
<b>Profit/(loss) before tax</b>	<b>(73,176.13)</b>	<b>4,236.91</b>
<b>Capital Employed</b> (Segment assets - Segment Liabilities).		
a. Iron & Steel	3,96,058.67	3,35,422.85
b. Mining	64,626.63	54,108.48
c. Unallocated	(3,53,742.65)	(2,31,812.57)
<b>Total</b>	<b>1,06,942.65</b>	<b>1,57,718.76</b>


Business Segment : The Group is primarily engaged in the business of manufacturing and sale of iron and steel products. However, besides Iron & Steel, the Group has also identified Mining and Power as reportable segment in terms of Accounting Standard 17 on "Segment Reporting".

(2) Consolidated Statement of Assets and Liabilities

(₹ in lacs)

Particulars	As at	
	30th June 2015 (Audited)	30th June 2014 (Audited)
<b>A. EQUITY AND LIABILITIES</b>		
<b>1 Shareholders' funds</b>		
(a) Share Capital	12,349.95	12,349.95
(b) Reserves and Surplus	94,580.20	1,43,172.56
<b>Sub-total - Shareholders' funds</b>	<b>1,06,930.15</b>	<b>1,55,522.51</b>
<b>2 Minority Interests</b>	12.50	48,109.55
<b>3 Non-current liabilities</b>		
(a) Long Term Borrowing	3,66,031.19	3,41,392.43
(b) Deferred Tax Liabilities (Net)	-	16,586.36
(c) Other long term Liabilities	1,695.28	25,388.79
(d) Long term provisions	808.87	873.82
<b>Sub-total - Non-current liabilities</b>	<b>3,68,535.34</b>	<b>3,84,241.40</b>
<b>4 Current liabilities</b>		
(a) Short Term Borrowing	51,180.41	94,368.89
(b) Trade Payables	40,107.09	82,150.67
(c) Other Current Liabilities	13,959.34	1,32,270.27
(d) Short Term Provisions	780.93	3,686.48
<b>Sub-total - Current liabilities</b>	<b>1,06,027.77</b>	<b>3,12,476.31</b>
<b>Total - EQUITY AND LIABILITIES</b>	<b>5,81,505.76</b>	<b>9,00,349.77</b>
<b>B. ASSETS</b>		
<b>1 Non-current assets</b>		
(a) Fixed Assets	3,02,115.38	5,96,018.89
(b) Goodwill on Consolidation	5,971.94	6,987.55
(c) Deferred tax assets (net)	8,252.25	-
(d) Non Current Investments	43,762.52	7.65
(e) Long Term Loans and Advances	42,249.43	31,869.04
(f) Other Non-Current Assets	1,424.32	4,568.04
<b>Sub-total - Non-current assets</b>	<b>4,03,775.84</b>	<b>6,39,451.17</b>
<b>2 Current assets</b>		
(a) Inventories	83,799.25	1,05,221.38
(b) Trade Receivables	27,336.80	88,484.96
(c) Cash & Bank Balances	2,349.03	4,788.92
(d) Short Term Loans and Advances	60,634.26	47,252.13
(e) Other Current Assets	3,610.58	15,151.21
<b>Sub-total - Current assets</b>	<b>1,77,729.92</b>	<b>2,60,898.60</b>
<b>Total - ASSETS</b>	<b>5,81,505.76</b>	<b>9,00,349.77</b>

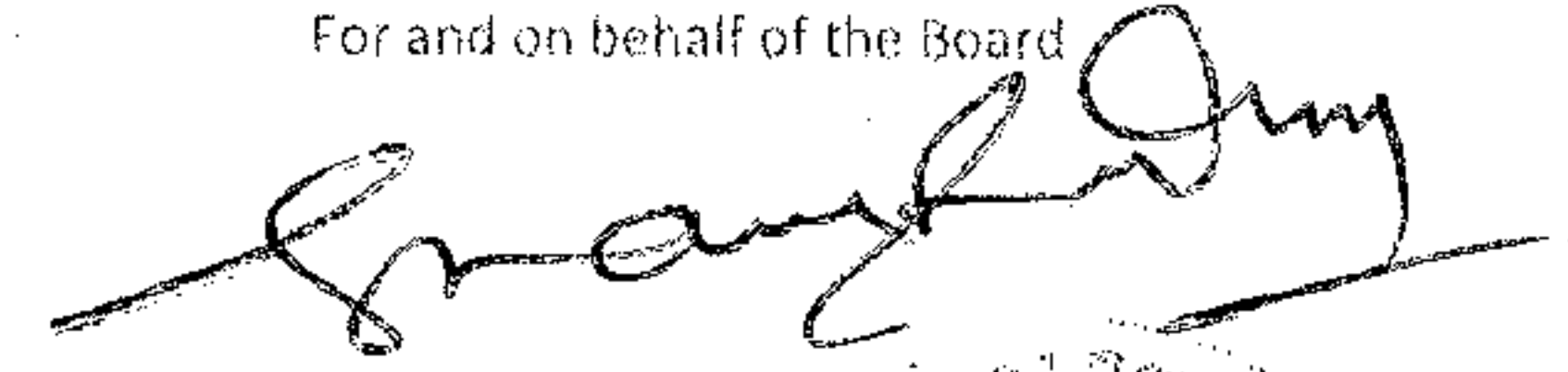
*Chal*



- (3) The above financial results were reviewed by the Audit Committee and approved by the Board of Directors at their respective meetings held on 28th August, 2015.
- (4) The Consolidated Financial Results, which relates to the Company and its Subsidiaries, Joint venture except an Associate, have been prepared in accordance with the principles and procedures for the preparation and presentation of Consolidated Accounts as set out in Accounting Standards (AS 21, AS 23 and AS 27) as notified by the Companies (Accounting Standards) Rules, 2006 (as amended).
- (5) There are no extraordinary items during the periods reported above.
- (6) Prior Period Figures have been regrouped/rearranged wherever necessary.

Place : Kolkata  
Date: 28th August, 2015

For and on behalf of the Board



Ghanshyam Das Agarwal  
Chairman

